

Preset counters electromechanic

1 preset, subtracting, permanent precontact

Display 5 digits, manual/electric reset (zero)

FS309, FS319, FS329



FS309 - socket box



FS319 - front panel with screw mount



FS329 - front panel with spring clip mount

Features

- Preset counter with one preset
- Subtracting
- Display 5-digits
- Manual and electric reset

Technical data - electrical ratings

Voltage supply	24/110 VAC $\pm 10\%$ (50/60 Hz) 230 VAC $+6/-10\%$ (50/60 Hz) 24 VDC $\pm 10\%$
Residual ripple	<48 %
Nominal frequency	50 / 60 Hz
Pulse ratio	1:1
Service life	100 million impulses
Preset	1 preset
Output contact	Change-over contact by micro-switch, one-pole
Switching capacity	100 VA / 30 W
Limit switch lifetime	1 million switching cycles
Spark extinguisher	Recommended for inductive load
Precontact	Permanent precontact as permanent contact (please indicate desired value when ordering)
Standard DIN EN 61010-1	Protection class II Overvoltage category II Pollution degree 2
Emitted interference	DIN EN 61000-6-4
Interference immunity	DIN EN 61000-6-2

Preset counters electromechanic

1 preset, subtracting, permanent precontact

Display 5 digits, manual/electric reset (zero)

FS309, FS319, FS329

Technical data - mechanical design

Display	White numbers on black
Number of digits	5-digits
Digit height	4.5 mm
Count mode	1 impulse = 1 count
Step-by-step switching	Subtracting in 2 half steps
Measuring range	99 999
Zero setting	Manual by reset button and electric reset
Ambient temperature	0...+45 °C
Storage temperature	-20...+70 °C
Relative humidity	80 % non-condensing
Protection DIN EN 60529	IP 41
Connection	Soldering pins (flat)
Weight approx.	150 g
Material	Housing: Noryl PPO, black

FS309

Housing type	Socket box
Mounting	Socket box
Dimensions W x H x L	50 x 50 x 85.9 mm
Cutout dimensions	50 x 50 mm
Mounting depth	85.9 mm

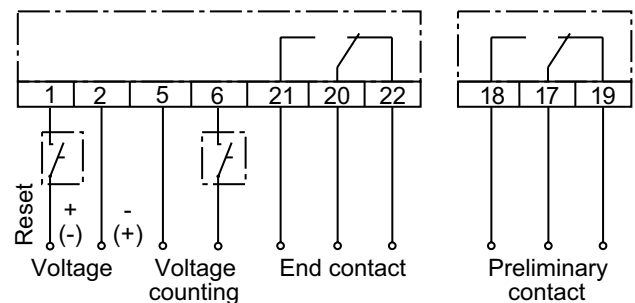
FS319

Housing type	Built-in housing
Mounting	Front panel with 2 screws
Dimensions W x H x L	60 x 75 x 61 mm
Cutout dimensions	51 x 51 mm
Mounting depth	77.5 mm

FS329

Housing type	Built-in housing
Mounting	Front panel with spring clips
Dimensions W x H x L	53.2 x 53.2 x 61 mm
Cutout dimensions	51 x 51 mm
Mounting depth	77.5 mm

Connection diagram



Trigger level

Count	Voltage DC	Voltage AC
Power	2.2 W	2.4 VA
Min. pulse duration	25 ms	50 ms
Min. pulse interval	25 ms	50 ms
Switch on time (at 25 °C)	100 %	100 %

Electronic reset	Voltage DC	Voltage AC
Power	22 W	25 VA
Min. pulse duration	250 ms	250 ms
Min. pulse interval	9x pulse duration	9x pulse duration
Switch on time (at 25 °C)	10 % max. 1 min	10 % max. 1 min

Accessories

Front frames for FS309

10124120	Front frame with knob lock provided on transparent cover (Z 102.01A)
11034050	Front frame with cylinder lock provided on transparent cover (Z 102.02A)
10125089	Front frame, insertion cutout 50 x 50 mm (Z 107.02A)

Preset counters electromechanic

1 preset, subtracting, permanent precontact

Display 5 digits, manual/electric reset (zero)

FS309, FS319, FS329

Part number

Front panel with screw mount

FS309.

	<u>Precontact</u>
B	Without permanent precontact
K	With permanent precontact
	<u>Voltage</u>
A3	24 VDC
A5	24 VAC
A8	110 VAC
A9	230 VAC
	<u>Zero setting</u>
550A	With button reset and electric reset
551A	With button reset and electric reset, permanent precontact

Front panel with screw mount

FS319.

	<u>Precontact</u>
B	Without permanent precontact
K	With permanent precontact
	<u>Voltage</u>
A3	24 VDC
A5	24 VAC
A8	110 VAC
A9	230 VAC
	<u>Zero setting</u>
550A	With button reset and electric reset
551A	With button reset and electric reset, permanent precontact

Front panel with spring clips mount

FS329.

	<u>Precontact</u>
B	Without permanent precontact
K	With permanent precontact
	<u>Voltage</u>
A3	24 VDC
A5	24 VAC
A8	110 VAC
A9	230 VAC
	<u>Zero setting</u>
550A	With button reset and electric reset
551A	With button reset and electric reset, permanent precontact

Preset counters electromechanic

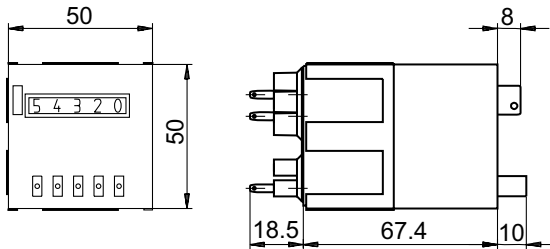
1 preset, subtracting, permanent precontact

Display 5 digits, manual/electric reset (zero)

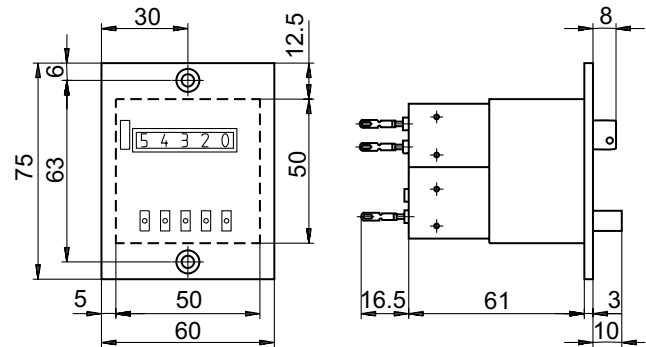
FS309, FS319, FS329

Dimensions

FS309 - socket box



FS319 - front panel with 2 screws



FS329 - front panel with spring clip mount

