

Preset counters electromechanic

1 preset, subtracting

Display 5-digits, manual reset button

FS304, FS314, FS324



FS304 - socket box



FS314 - front panel with screw mount



FS324 - front panel with spring clip mount

Features

- Preset counter with one preset
- Subtracting
- Display 5-digits
- With reset button

Technical data - electrical ratings

Voltage supply	24/110 VAC $\pm 10\%$ (50/60 Hz) 230 VAC $+6/-10\%$ (50/60 Hz) 24 VDC $\pm 10\%$
Residual ripple	<48 %
Nominal frequency	50 / 60 Hz
Pulse ratio	1:1
Service life	100 million impulses
Preset	1 preset
Output contact	Change-over contact by micro-switch, one-pole
Switching capacity	100 VA / 30 W
Limit switch lifetime	1 million switching cycles
Spark extinguisher	Recommended for inductive load
Standard DIN EN 61010-1	Protection class II Overvoltage category II Pollution degree 2
Emitted interference	DIN EN 61000-6-4
Interference immunity	DIN EN 61000-6-2

Preset counters electromechanic

1 preset, subtracting
Display 5-digits, manual reset button

FS304, FS314, FS324

Technical data - mechanical design

Display	White numbers on black
Number of digits	5-digits
Digit height	4.5 mm
Count mode	1 impulse = 1 count
Step-by-step switching	Subtracting in 2 half steps
Measuring range	99 999
Zero setting	Manual by reset button
Ambient temperature	0...+45 °C
Storage temperature	-20...+70 °C
Relative humidity	80 % non-condensing
Protection DIN EN 60529	IP 41
Connection	Soldering pins (flat)
Weight approx.	150 g
Material	Housing: Noryl PPO, black

FS304

Housing type	Socket box
Mounting	Socket box
Dimensions W x H x L	50 x 50 x 85.9 mm
Cutout dimensions	50 x 50 mm
Mounting depth	85.9 mm

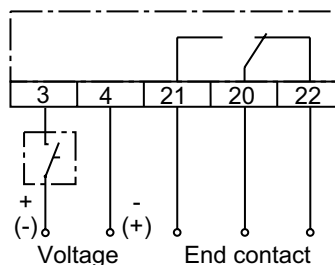
FS314

Housing type	Built-in housing
Mounting	Front panel with 2 screws
Dimensions W x H x L	60 x 75 x 61 mm
Cutout dimensions	51 x 51 mm
Mounting depth	77.5 mm

FS324

Housing type	Built-in housing
Mounting	Front panel with spring clips
Dimensions W x H x L	53.2 x 53.2 x 61 mm
Cutout dimensions	51 x 51 mm
Mounting depth	77.5 mm

Connection diagram



Trigger level

Count	Voltage DC	Voltage AC
Power	2.2 W	2.4 VA
Min. pulse duration	25 ms	50 ms
Min. pulse interval	25 ms	50 ms
Switch on time (at 25 °C)	100 %	100 %

Accessories

Front panels for FS304

10125138	Front panel with transparent protective cover, for socket box 50 x 50 mm (Z 100.02A)
----------	--

Front frames for FS304

10124120	Front frame with knob lock provided on transparent cover (Z 102.01A)
11034050	Front frame with cylinder lock provided on transparent cover (Z 102.02A)
10125089	Front frame, insertion cutout 50 x 50 mm (Z 107.02A)

Preset counters electromechanic

1 preset, subtracting

Display 5-digits, manual reset button

FS304, FS314, FS324

Part number

Socket box

FS304. 550A [] B

Display
B 5-digits 99999

Voltage
A3 24 VDC
A5 24 VAC
A8 110 VAC
A9 230 VAC

Zero setting
550A With reset button

Front panel with screw mount

FS314. 550A [] B

Display
B 5-digits 99999

Voltage
A3 24 VDC
A5 24 VAC
A8 110 VAC
A9 230 VAC

Zero setting
550A With reset button

Front panel with spring clips mount

FS324. 550A [] B

Display
B 5-digits 99999

Voltage
A3 24 VDC
A5 24 VAC
A8 110 VAC
A9 230 VAC

Zero setting
550A With reset button

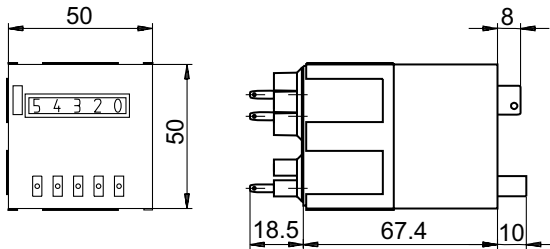
Preset counters electromechanic

1 preset, subtracting
Display 5-digits, manual reset button

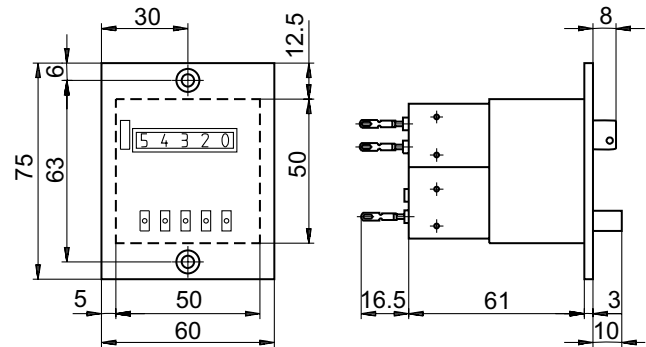
FS304, FS314, FS324

Dimensions

FS304 - socket box



FS314 - front panel with 2 screws



FS324 - front panel with spring clip mount

