

# Preset counters electronic

2 presets, DIN rail housing

Display LED, 6-digits, programmable

## NE230



NE230 - LED Preset counter

### Features

- Preset counter with two presets
- Display 6-digits
- Mousing for control cabinet installation
- Totalizer, hour counter
- Operating mode, start count, scaling factor programmable
- Connection: Incremental encoder or digital sensors
- Preset mode programmable
- Interface RS232 or RS422/RS485

### Technical data - electrical ratings

Voltage supply	14...28 VAC (50/60 Hz) 85...265 VAC (50/60 Hz) 10...30 VDC
Power consumption	5 VA, 4 W
Sensor supply	18 VDC $\pm$ 15 % / 100 mA
Display	LED, 7-segment display
Number of digits	6-digits
Digit height	7.6 mm
Function	Preset counter Main counter with 2 presets Totalizer Hour counter
Scaling factor	0.0001...9999.99
Count modes	Adding or subtracting A-B (difference counting) A+B total (parallel counting) Up/Down A 90° B phase evaluation
Counting frequency	3 Hz, 25 Hz, 10 kHz programmable
Operating modes	Step preset, Main preset, Parallel alignment, Trailing preset
Data memory	>10 years in EEPROM
Reset	Button, electric or automatic
Keylock	Yes, electric (keylock)
Outputs relay	Normally open or closed, programmable
Output holding time	0.01...99.99 s
Interfaces	RS232, RS422, RS485
Standard DIN EN 61010-1	Protection class II Overvoltage category II Pollution degree 2
Emitted interference	DIN EN 61000-6-3
Interference immunity	DIN EN 61000-6-2

### Technical data - electrical ratings

Programmable parameters	Operating modes Sensor logic Scaling factor Count mode Control inputs
Approvals	UL/cUL, CE conform

### Technical data - mechanical design

Operating temperature	0...+50 °C
Storing temperature	-20...+70 °C
Relative humidity	80 % non-condensing
E-connection	Plug-in screw terminals D-SUB-female connector, 9-pin (interface)
Core cross-section	1.5 mm <sup>2</sup>
Protection DIN EN 60529	IP 50 face DIN 0470-1
Operation / keypad	Membrane with softkeys
Housing type	Surface mount housing
Dimensions W x H x L	70 x 89 x 58 mm
Installation depth	58 mm
Mounting	DIN rail housing EN 50022
Materials	Housing: GFV Polycarbonat Rear: PPO Keypad: Polyester
Weight approx.	300 g

# Preset counters electronic

## 2 presets, DIN rail housing

### Display LED, 6-digits, programmable

NE230

#### Part number

NE230. 

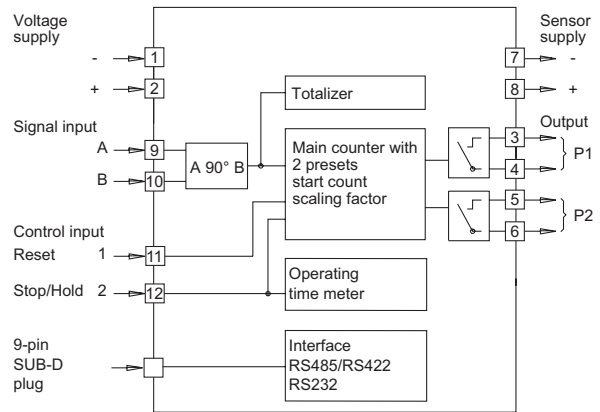
	1		AX01
--	---	--	------

**Voltage supply**  
 2 85...265 VAC  
 3 14...28 VAC / 10...30 VDC

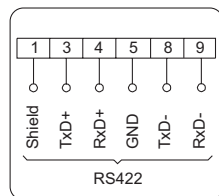
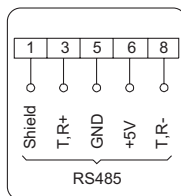
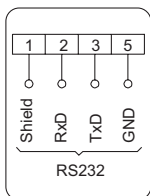
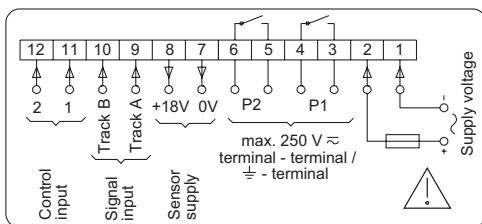
**Outputs**  
 1 Relay outputs

**Interface**  
 0 Without interface  
 1 RS422 / RS485  
 2 RS232

#### Block circuit diagram



#### Connection diagram



#### Trigger level

Comparator inputs	Input circuit
Inputs	PNP- / NPN- / AC-logic
Input level	Programmable
Input level Low	0...2 VDC
Input level High	3...40 VDC
Input resistance	3 kΩ

Relay outputs	Output circuit
Switching voltage max.	250 VAC / 110 VDC
Switching current max.	1 A
Switching capacity max.	150 VA / 30 W
Relay responding time	5 ms

#### Dimensions

